







5 Steps to Become a Member



1 Pick your level

Family Levels





- Dual \$100**
2 named individuals
- Family \$135**
4 named individuals
  **4x** 
- Family Plus \$160**
6 named individuals
  **8x** 
- Family Access \$15-50**
See #4 for details

Donor Levels

Philanthropic gifts of \$250+ support exciting exhibits, education and our Access programs. Gifts are tax-deductible and include Family Plus membership benefits.

2 Learn about benefits

Every Membership Level gets...

-  **Unlimited Free Admission**
 - For each named individual
-  **Exclusive Access**
 - Members Mornings – On the third open Saturday of each month, the museum opens early for members from 8-9:30 a.m.
 - Early registration to summer camps
-  **Special Events**
 - Invitations to free Member Parties, including annual PJ Party
 - Sneak peeks of new exhibits
-  **Discounts**
 - 10% discount on all museum purchases, including The Roman Candle Sparkler, Birthday Parties, Summer Camps, Adult Swim, and Gift Shop items
 - Discounts at Overture Center and Children's Theater of Madison

3 Find your bonus benefits

Look for these icons under your chosen membership level

Reciprocal Admission Benefits



Association of Science & Technology Centers
Free general admission to hundreds of science and technology museums



Association of Children's Museums
50% off admission at children's museums around the country

Guest Pass



One-time-use guest passes admitting one guest (issued electronically)

4 Find out about Family Access: Subsidized memberships available to qualifying families

Qualifying programs:

- | | | | |
|--|--------------------------------|---------------------------------------|---|
| <input type="checkbox"/> Foodshare/Quest | <input type="checkbox"/> WIC | <input type="checkbox"/> Unemployment | <input type="checkbox"/> MMSD Play & Learn |
| <input type="checkbox"/> Childcare Subsidy | <input type="checkbox"/> WHEAP | <input type="checkbox"/> Section 8 | <input type="checkbox"/> Big Brothers/Big Sisters |
| <input type="checkbox"/> BadgerCare Plus | <input type="checkbox"/> SSI | <input type="checkbox"/> Head Start | <input type="checkbox"/> SAPAR |
| <input type="checkbox"/> Free/Reduced School Lunch | <input type="checkbox"/> W2 | <input type="checkbox"/> Birth to 3 | <input type="checkbox"/> YWCA |
| <input type="checkbox"/> Medicaid | <input type="checkbox"/> SSDI | <input type="checkbox"/> IEP | <input type="checkbox"/> Foster Care |

Memberships are good for the qualifying family and caregivers. Members may continue to renew at this level as long as they continue to qualify under these programs.

Yes, I qualify. Sign me up.

I have checked the program(s) I participate in (see left).

I am able to pay...

- \$15 (minimum) \$20
 \$30 \$40 \$50

I don't qualify, but I'd like to give a gift.

This program is made possible by support from friends like you! Give a gift to help us reach as many families as possible.

I can give...

- \$5 \$10 \$25
 \$50 Other \$_____

5 Start Your Membership: Fill out registration form on the flip side and provide payment

Add up your payment here

\$ _____ + \$ _____
 Membership Price Gift to Family Access

Add-ons:

- \$4 2 printed member cards
(in addition to digital cards)
- \$20 Extra named member

\$ _____

Total Payment

Paid at front desk of Museum (receipt attached) no need to fill out form below

Check payable to Madison Children's Museum Foundation, Inc. is enclosed

Charge to: Visa Mastercard American Express Discover

Name on Card _____

Card Number _____

Expiration Date _____ Security Code _____

Signature _____ Date _____

For Office Use Only:

STAFF INITIALS _____

DATE SOLD _____

EXPIRATION DATE _____

____ TOTAL MEMBERS

____ TOTAL CHILDREN

Mail or bring this form with payment to **Madison Children's Museum 100 N. Hamilton St Madison, WI 53703**. You can also sign up online, by phone, or by email. Visit MadisonChildrensMuseum.org for more details. The information you provide is used only for the museum's internal purposes. Your email will be added to our mailing list for member announcements and museum marketing. Memberships are not tax-deductible.



Member Registration



New Member Returning Member Membership ID _____



Individuals must be named to receive benefits.

Dual: primary +1 named member

Family Plus: primary +5 named members

Family: primary +3 named members

Family Access: household + caregivers

★ Primary Adult Member:

Prefix _____ First Name _____ Last Name _____ Birthday ____/____/____

Mailing Address _____

City _____ State _____ Zip _____

Daytime Phone _____ Email _____

★ Second Member: Child Adult ★ Relationship to Primary Adult _____

First Name _____ Last Name _____ Birthday ____/____/____

★ Third Member: Child Adult ★ Relationship to Primary Adult _____

First Name _____ Last Name _____ Birthday ____/____/____

★ Fourth Member: Child Adult ★ Relationship to Primary Adult _____

First Name _____ Last Name _____ Birthday ____/____/____

★ Fifth Member: Child Adult ★ Relationship to Primary Adult _____

First Name _____ Last Name _____ Birthday ____/____/____

★ Sixth Member: Child Adult ★ Relationship to Primary Adult _____

First Name _____ Last Name _____ Birthday ____/____/____

Memberships are active immediately. You can visit the museum using an ID at any time.
All memberships come with digital membership cards.

Gift Giver Information

Purchaser First Name _____ Last Name _____

Address _____

City _____ State _____ Zip _____

Daytime Phone _____ Email _____

Send membership cards to: Recipient Giver Send Renewal to: Recipient Giver Both

Add message for recipients: _____

Gift certificates are available. Contact membership@madisonchildrensmuseum.org or (608) 354-0550.

For Office

Use Only: PRIMARY ADULT LAST NAME DATE PURCHASED